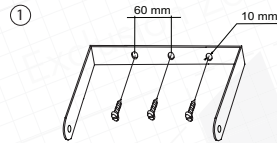


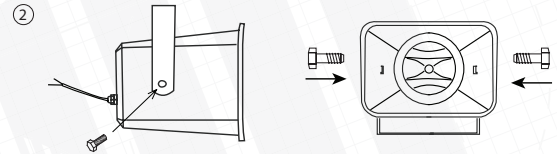
MHQ 60X horn loudspeakers

Package contains:

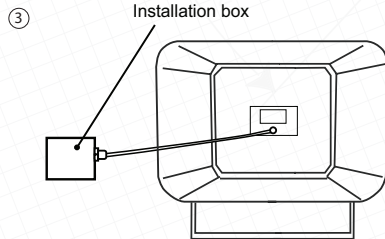
Loudspeaker 1 pcs.
Bracket 1 pcs.



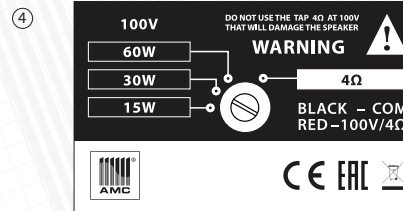
① Fix mounting bracket on solid surface.



② Mount speaker with screws to bracket.



③ Connect loudspeaker's cable to installation box by using cable gland. Red loudspeakers wire - 100V/4 Ω. Black loudspeaker's wire - COM.



④ Set the desired power by using selector located on the rear. Do not use 4Ω tap with 100V audio amplifier, otherwise speaker will be damaged.

Please pay attention: Mount the loudspeaker on the reliable base only.