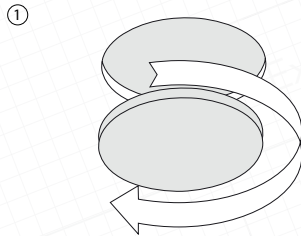
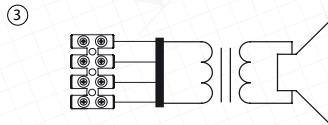


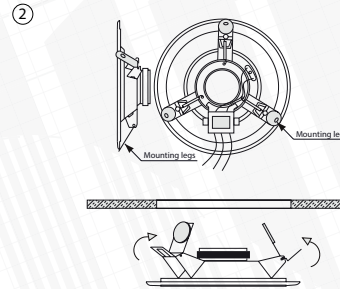
# MC 4TA metal ceiling loudspeaker



Cut out Ø 155 mm hole for MC 4TA.



Connect speaker to signal line via block terminal.  
(Select required transformer power tap)



Lift speaker mounting legs.



Carefully push speaker into cut hole.

**Please pay attention:** Mount the loudspeaker on the reliable base only.