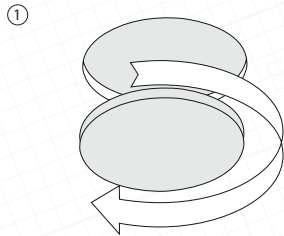
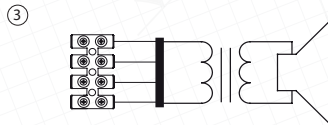


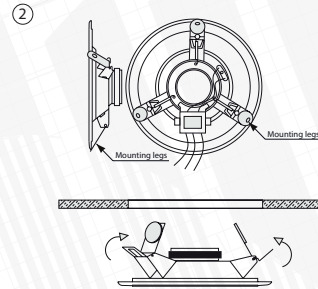
PC 6T plastic ceiling loudspeakers



Cut out Ø 165 mm hole in the ceilings.



Connect speaker to signal line via block terminal.
(Select desired power)



Lift connected speaker mounting legs.



Carefully push speaker into cut hole.

Please pay attention: Mount the loudspeaker on the reliable base only.