


iSpeak 6 surface mount plastic wall loudspeaker

①



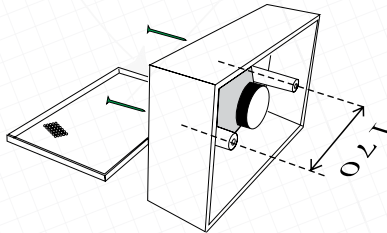
Remove the front grill.

②




Connect speaker to signal line via block terminal.

③



Fix the loudspeaker on the wall.
(Distance between the mounting points - 170 mm)

④



Mount the grill on the loudspeaker.

Please pay attention: Mount the loudspeaker on the reliable base only.