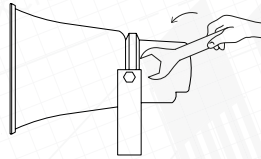


HQ 10 horn loudspeakers

Package contains:

Loudspeaker 1 pcs.
Bracket 1 pcs.

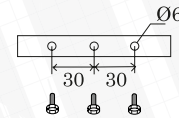
①



Remove mounting bracket from horn loudspeaker.

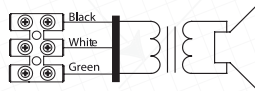
②

HQ 10



Fix mounting bracket on the flat surface.

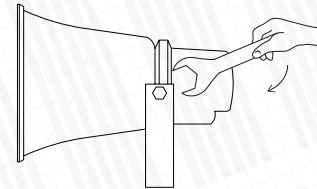
③



COLOR	HQ 10
Black	COM
White	10 W
Green	5 W

Connect speaker to signal line via block terminal.
(Select desired power from table)

④



Place loudspeaker in mounting bracket.

Please pay attention: Mount the loudspeaker on the reliable base only.