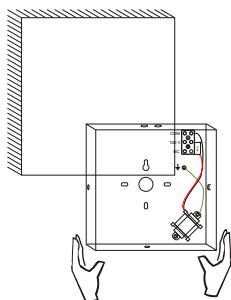


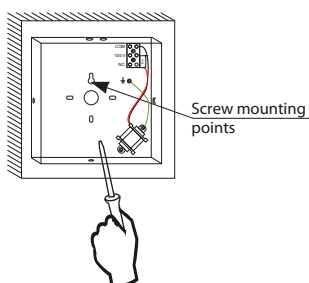
INSTALLATION MANUAL

①



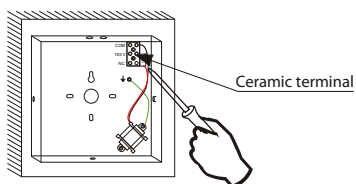
1. Attach loudspeaker cabinet to a flat surface.

②



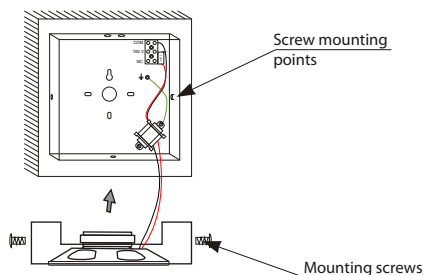
2. Fix the loudspeaker cabinet with screws.

③



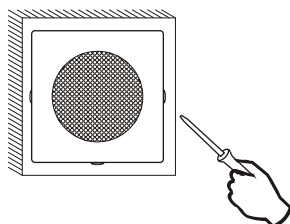
3. Connect speaker line via ceramic terminal.

④



4. Select desired power and attach front panel to the cabinet.
Connect loudspeaker to the transformer.

⑤



5. Fix loudspeaker front panel to cabinet with screws.