


COM 340

ALUMINIUM BODY OUTDOOR COLUMN LOUDSPEAKERS

Loudspeakers with wide frequency response and high sensitivity are optimized for speech and background music reproduction in large areas. Typical applications include railway stations, subways, churches, industrial facilities, warehouses, and outdoor parking areas. Primarily engineered for outdoor use.

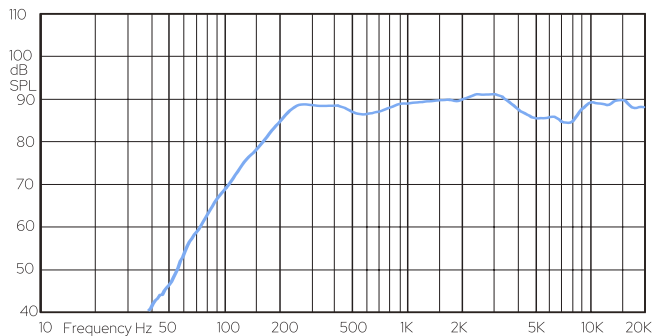


Technical Specifications	COM 340
Rated power	40 W
Transformer power taps	40 W - 20 W
Sensitivity	90 dB (1 W/1 m)
Maximum SPL	107 dB (Pmax/1 m) at 13335 Hz
Frequency response	135 Hz - 20 kHz
Driver dimensions	4 x 3" (76.2 mm) woofer, 1" (25 mm) tweeter
Dispersion at 1000 Hz	180° (H), 50° (V)
Dimensions	545 mm x 110 mm x 97 mm
Protection	IP 66
Weight	3.6 kg
Material	Aluminum
Colour	White (RAL 9016)

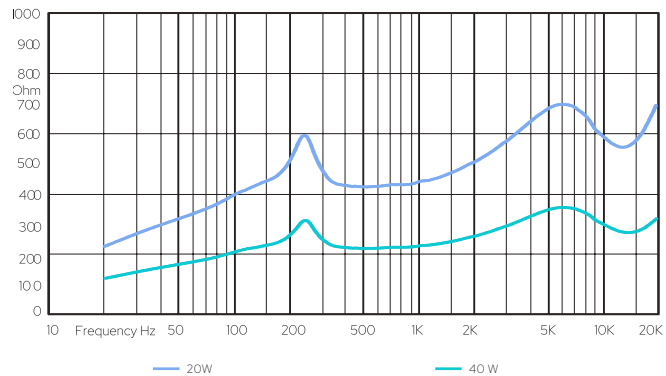
COM 340

ALUMINIUM BODY OUTDOOR COLUMN LOUDSPEAKERS

Frequency response



Impedance



Horizontal/vertical polar diagrams

